

# SPARTAN ADVANTAGE

---

*Whether you're a commercial cutter or weekend warrior, we believe Spartan Mowers offers the highest quality machines, pound for pound and dollar for dollar, on the planet.*





*\*Model Shown: SRT-XDe  
Shown with Optional Accessories*



# THE SPARTAN MOWERS STORY

The story of any brand associated with Intimidator Group begins with the dream of Robert and Becky Foster, who purchased their first business nearly 40 years ago as teenage newlyweds. To say they've launched several successful businesses is an understatement—Robert and Becky are truly the founders of the lawn mower legacy in Batesville, Arkansas.



## 01 // INTIMIDATOR GROUP ESTABLISHED

In 2013, the Fosters started Intimidator Group to pursue their dream of building the best side-by-side on the market that could excel at both work and play.



## 02 // ROBERT'S DREAM

From an early age, Robert possessed a love of engines, mechanics and especially mowers. He brought that passion to life with the products developed by Intimidator Group.



## 03 // LAUNCHED SPARTAN MOWERS

With the vision of a superior mower, Robert went to work in his home garage and literally built the first Spartan Mower from the ground up. Spartan officially launched in October 2015 at the GIE+Expo in Louisville, Kentucky.




## 04 // PRODUCTION SPACE EXPANDED

The existing operating space was more than doubled in 2019 by the opening of a 200,000-square-foot manufacturing facility, the first of three planned expansions.



## 05 // EXPONENTIAL GROWTH

Over just a few short years, Intimidator Group has grown to house five unique brands, employ approximately 550 people, and partner with more than 500 dealers across 39 US states, Ireland, Puerto Rico, and Australia.



## 06 // ACQUIRED BY THE TORO COMPANY

In January of 2022, The Toro Company purchased the Intimidator Group family of brands, allowing both companies—as well as all brands owned by TTC—to grow and thrive by sharing resources and technology.



## 07 // CONTINUED VISION

As we look to the future, the mission of Intimidator Group continues under the Toro umbrella, offering premium products that flaunt unparalleled strength, power, and performance—all while remaining affordable.



# 10+ ACRES UNDER ROOF

## *In Intimidator Owned 38-Acre Industrial Park.*

We've got room to expand and that's exactly what we're doing. We recently broke ground on a new state-of-the-art paint facility with additional plans to build warehousing, fabrication, offices, and more at our facilities in Batesville, Arkansas.

*"We look forward to expanding our footprint not only in Batesville but with all our brands. Our facility expansions allow us to continue making innovative products for which the Intimidator Group is known."*

**~ John Swanson - General Manager**





EXPERIENCE THE

# SPARTAN ADVANTAGE

Take this list of Spartan Advantages and compare our mower to any brand and see how they stack up. Can they offer as many advantages?

**We Know You'll Be Impressed**



## REAR RADIAL TIRES

It all starts with traction. Exclusive Radial Tires for better traction and softer ride are on all RZ-HD and RT-HD models and up. Challenge our ride against others out there and you'll feel it for yourself.

*\*RT-Pro, RZ-Pro, and RZ-C not included. RT-HD and above come standard with front radials.*



## HD FUSION WELDED FRAMES

Our frames on all KG, SRT, RT, and RZ models are constructed from the same tubing as our frames on our 65 mph Intimidator UTVs. Spartan Mowers are built tough, there's no doubt about it!

## 7 GAUGE STEEL DECKS

All Spartan Mowers have a deck fabricated from 7-gauge steel, not just the top end models. No light duty decks here! 150% thicker than 10-gauge steel! Check out the competition and see the difference for yourself.



## RECEIVER HITCH

All KG, SRT, and RT models come equipped with a built-in 2" receiver hitch. Just think about all the possibilities.

## VIBRATION CONTROLLED DECK

Vibration controlled deck system with a one-piece idler pulley and shock absorber takes away belt whip and reduces vibration. The soft start electronic control pulses electricity to the electric clutch at engagement to increase clutch and belt life.



## KEY PAD

Our key pad allows you to personalize your code to start the mower. It also has a push button switch for accessories like lights, electric chute, etc. The screen shows engine hours, PTO clutch hours, when to change your oil and light indicators for diagnostics. It's your mower's personal assistant!

*\*Standard on ALL Models*



## HYDRAULIC DRIVE

Several Spartan Mowers have Parker Hydraulic Drives (no gear reduction) for smoother, trouble-free operation. That's up to 25% more efficient than gear reduction hydros. Who doesn't love being more efficient?!

## FOLDING ROPS

ROPS (Roll Over Protection) standard on all RZ-HD and up 2023 models for operator protection. Fold down to clear enclosed trailers.



## TUFF-TORQ

Our RZ-Pro, RZ, and RZ-C models have servicable Tuff-Torq transmissions that offer added power and reliability.

## PARKING BRAKE PEDALS

Foot controlled on and off parking brake so you can keep both hands on the control sticks. Another great feature that helps keep you in control. Test drive and see what you think for yourself.

*\*Standard on ALL Models*



## HILLSIDE / TRACTION

Spartan Mowers has engineered superior technology that combines perfect balance with superb incline control for a smoother, safer ride. Take it on an incline and feel the difference with GT Trac!

*\*Industry standard does not recommend mowing on inclines over 15 degrees.*

## SPRING SUSPENSION

SRT models have rear traction enhancing custom Winimac® spring suspension for better grip and smoother ride. It allows radial tires to follow the contour of the riding surface.



## ADJUSTABLE SEAT ON ALL KGZ, SRT, and RT-HD MODELS

Exclusive Spartan Mower seats offer supreme comfort for an all day ride. A 3" adjustable seat made with Dymetrol® material, coupled with adjustable Tecspaks® elastomers under the seat platform offers a ride that's above industry standard. We don't compromise on comfort.

*\*Upgrade Available on Other Models*



### STRESS PADS

Stress relief pads are standard on KGZ-XD, SRT-XD and RT-HD models and available as an accessory for the entire line. For those of you who mow hours at a time, try our stress pads out for yourself. Your shoulders and neck will thank you! Did we mention we don't compromise on comfort?!

### LED LIGHT KITS

Customized Spartan LED headlights are standard for Spartan's RZ-Pro, RT-HD, SRT, KG-XD, and KGZ models. Mounted directly to the front of the mower, it's great for finishing the last three rows at dusk and lighting the way into your trailer or shed.



### U.S.A.

Made in the U.S.A. at our Batesville, AR facility with global and U.S. components, we strive to source as many American-based components as possible, which has historically included much or all of our steel, seats, ROPS, transmissions, blades, and more.

### ON-THE-GO HEIGHT ADJUSTMENT DIAL

Deck height adjustments may be made on-the-go by depressing shock assisted pedal, dialing numbered level, and releasing pedal.



### 12V OUTLET

Not only a place for your phone, but a way to charge it or to power other 12V items.

*\*RZ models - storage pocket not included*

### ADJUSTABLE ARMS

Adjustable steering arms come standard on all RT-Pro and up models and create the best fit while driving.



### ENHANCED XTF DECK SYSTEM

Xtreme Turf Flow (XTF) decks have been redesigned and enhanced to meet the spring, summer, and fall mowing conditions everywhere. This enhanced deck system comes standard on **ALL models** 42" to 72".

### EZ DEBRIS REMOVAL

Belt covers are open around the perimeter to permit EZ blowing out of accumulated debris to help keep your machine cleaner after use.

*\*Standard on ALL Models*



## HIGH QUALITY PARTS

The same mower pulleys, idlers, shock controls, soft start key pads, belts, spindle bearings, and many other parts used on \$10,000+ full commercial models are also used all the way down to the lowest priced residential Spartan models. This includes our sturdy 7-gauge steel decks!

*\*Standard on ALL Models*



## ANTI-SLIP MAT

All models are equipped with a rubber anti-slip foot mat. These mats help reduce vibration from the transmission to the operator's feet.

*\*Standard on ALL Models*

## RESILIENT BUSHINGS

Special resilient bushings on the mower stabilizing arms reduce the shock and damage to the mower if it hits curbs, stumps, or other debris.

*\*Standard on ALL Models*



## DESIGN & STYLE

Our passion for muscle cars from the late '60s has fueled the design of the Spartan Mowers. The wide tires and sleek style give it an image all its own.

# LOCATE YOUR INDEPENDENT SERVICING DEALER


One of our greatest advantages is our independent servicing dealers. Work directly with local community members and support small businesses when purchasing a Spartan. Easily receive one on one service when visiting any dealership.

Are you interested in a Spartan, but not sure where to go to find one? Simply scan the code below to find the nearest independent Spartan Mower dealer near you.



*"Our business values its partnership with Spartan brand and being a part of the Spartan community of dealers and customers! We appreciate Spartan's dedication to working with local family owned dealerships, like ours, which offers a broader selection of mowers and a higher level of service and support for our customers."*

**~ Eric Schnelle - S&H Farm Supply**





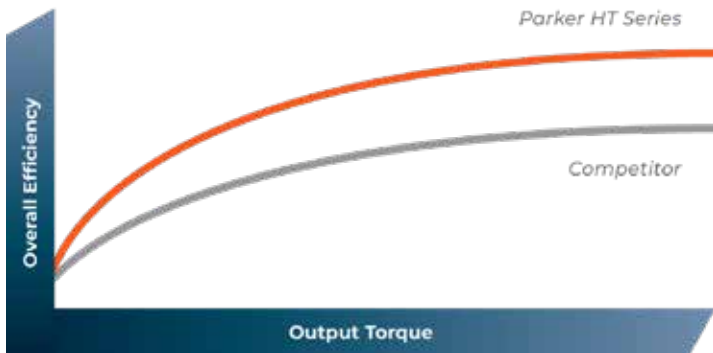


# RUGGED POWER AND HIGH OPERATING EFFICIENCY

Parker drive systems have been propelling the turf industry since the introduction of zero turn radius mowers, demonstrating market leading durability and efficiency. Spartan's partnership with Parker has been crucial to our success in offering a more efficient machine.

## More Power to the Deck

Better overall efficiency means more horsepower to the deck. This translates to a fast, high quality cut, whether the turf is easy or tough, or the terrain is flat or hilly.



## NO GEAR BOX

Gearboxes rob power from the machine and are a source of fluid contamination. Eliminating the gearbox means:

- Higher starting torque
- Higher efficiency
- Smooth, quiet operation
- Fewer internal moving parts
- No gear wear or debris in hydraulic fluid



Lab tests suggest 25% fuel savings over comparable competitive power systems. Parker fuel consumption lab tests of two identical machines—one with HT Series transmissions, the other a stock machine with a competitive drive system—revealed that the HT Series outfitted machine ran 25% longer under the same loading conditions. Of course, in real life in the grass, experience will vary.



HT Series Transmissions provide more power to the deck for faster, high quality cuts in tough terrain. The HT Series puts more torque and more power on the ground. HT Series Transmissions need less energy to propel a machine, leaving more power for work.

High operating efficiency pays off with less heat and more power available to do work. Less heat into the fluid means a cooler running transmission, which extends fluid life. When using Parker engineered hydraulic fluid in the HT Series, the fluid change interval can be as long as 1000 hours\*, significantly greater than the competition. Direct porting between the pump and motor yields greatly enhanced operating efficiency. Cooler operating design means less heat into the hydraulic oil, which translates into less maintenance and lower downtime.

\*When used with approved hydraulic fluid.

## Wasted Energy = Heat

Higher efficiency means lower fluid temperature and cooler operation.



# XTF DECK SYSTEM

The Xtreme Turf Flow Deck System was designed with added suction to mow all types of grass. The rounded front baffling follows the contour of the blades. We've also added a wiper to help deflect the grass out to prevent it from circling back into the chamber.

The new deck is designed with a bent lip at the back that adds strength and prevents hang ups.

## // 7-GAUGE STEEL

All Spartan Mowers have a deck fabricated from 7-gauge steel, not just the top end models. No light duty decks here!

## // SEALED ALUMINUM SPINDLES

Using sealed aluminum spindles allows for cooler operating bearings. All XD and HD models come standard with 4 ag bearings per spindle.

## // PRECISION BAFFLES

Precision baffle location in tandem with deck height contributes to a perfect cut every time.

## // HEAVY-DUTY RUBBER CHUTE

The Spartan rubber chute helps prevent debarking of trees and marking or damaging anything the deck might come in contact with.

## // VIBRATION CONTROLLED DECK SYSTEM SHOCK

Vibration controlled deck system with a one-piece idler pulley and shock absorber takes away belt whip and reduces vibration.





# Kawasaki

— ENGINES —

## PROFESSIONAL POWER

Reputation. Results. Respect for the craft. These are the things that inspire and influence the development and design of our industry-trusted engines. Because we understand it's about more than a job well done—it's about providing you with what you need to help exceed expectations. Know that we're here for your work—and everything it stands for.



# VANGUARD®

## DELIVERING PERFORMANCE

Vanguard® commercial-grade V-Twin engines are designed to handle challenging applications with dependable power, performance and reliability. With industry leading innovations like the Oil Guard System™, providing 500-hour oil maintenance intervals, and Electronic Fuel Injection (EFI) and Electronic Throttle Control (ETC) technologies.



## BUILT FOR THE JOB

The new CXi Series™ V-Twin engines from Briggs & Stratton® are specially designed for zero turn mowers and other high-debris applications to endure extended use in extreme conditions. The V-Twin design delivers more power, is naturally balanced, runs cooler and cleaner, and includes Electronic Fuel Management for easy starting.



# POWERING SPARTAN MOWERS

At Spartan we understand that having the right amount of power is essential to mower performance. Below you'll see engines ranging from 24HP up to 40HP from some of the most trusted manufactures in the game. Just remember, each mower model has a specific set of engines to pick from due to design and weight differences. Then YOU select the right power for your Spartan to conquer your lawn.

Visit [SpartanMowers.com](http://SpartanMowers.com) for more product specifications and information.

ENGINE	*HP	TORQUE lbs/ft	DRY WEIGHT lbs	DISPLACEMENT cc
<b>KAWASAKI</b> - FX1000V EFI	38.5	57.8	153.7	999
<b>KAWASAKI</b> - FX1000V	35	56	138	999
<b>KAWASAKI</b> - FX801V	25.5	45.8	124	852
<b>KAWASAKI</b> - FT730V	24	39.7	96.3	726
<b>KAWASAKI</b> - FT651V	20	38.9	96.3	726
<b>KAWASAKI</b> - FR730V	24	39.8	88.2	726
<b>KAWASAKI</b> - FR691V	23	39.3	88.2	726
<b>KAWASAKI</b> - FR651V	21.5	39.3	88.2	726
<b>VANGUARD</b> - Big Block EFI with Oil Guard	40	N/A	135	993
<b>VANGUARD</b> - Big Block EFI	37	N/A	125	993
<b>VANGUARD</b>	26	N/A	125	993
<b>VANGUARD</b>	36	N/A	90	810
<b>BRIGGS</b> - CXI (Oil Cooler)	27	N/A	88	810
<b>BRIGGS</b> - CXI	25	N/A	84	724

*Engine specifications are subject to change due to product enhancement.  
\*Horsepower as rated by the engine manufacturer. As configured to meet safety, emission, and operating requirements, the actual engine horsepower on this mower may be lower.*



# SPARTAN MOWERS COMFORT FEATURES

**All** Spartan Mowers have many of these comfort features as standard or available options. See what your mower has!



## **Front and Rear Radial Tires**

Maximum traction while also providing a softer and smoother ride with its construction. Allows lower air pressure to be used.

*\*RZ-HD, RT-HD, SRT-XD, SRT-XDe, and KGZ-XDe*



## **TecnPak® Under Seat are Adjustable for Weight**

TecnPak® under the seat are easily adjustable for 100-300lb operator weight to provide a smoother ride. This highly engineered elastomeric product absorbs more energy per unit of weight and volume than other models.

*\*RT-Pro, RT-HD, SRT, SRT-XDe, and KGZ-XD*



## **360-Degree Seat Plate to Dampen Shock From All Directions**

Three neoprene mounting points absorb shock from 360 degrees.

*\*RZ-HD, RT-Pro, RT-HD, SRT-XD, and SRT-XDe*



## **Ultra-Premium Dymetrol® Seat**

The high performance Dymetrol® fabric works like a spring and is comfortable, light weight, and durable.

*\*SRT, SRT-XDe, RT-HD, KGZ, and KGZ-XDe*



## **Adjustable 3" Travel Seat**

Dial on front of seat is easily adjustable for operator's weight, and allows for 3" inches of vertical travel.

*\*RT-HD, SRT-XD, SRT-XDe, KGZ, and KGZ-XDe*





### **Rear Suspension with Springs**

Custom Winamac Coil Springs allow up and down deflection and slight movement of tire tread to increase traction and prove a softer ride.

*\*Exclusive to All SRT Models*



### **SUSPENSION FORKS**

Optional for all models, standard on the KGZ, Suspension Forks are adjustable for superior ride and comfort.







# KGZ

EXPANDED FOR 2023,  
THE KING OF THE GRASS RIDE-ON

Get ready to mow with the baddest mower on the market. The KGZ series will turn heads and drop jaws. Even with its good looks, it is still a heavy-duty machine, perfect for the those who want to mow in comfort.





*\*Model Shown: KGZ-XD  
Shown with Optional Accessories*



# KGZ-XD

**PARKER HTG 16CC**  
Transmissions, 4 Tweel Wheels,  
& 7-Gauge 6" Deep Decks

## NOTHING ELSE COMPARES

The KGZ-XD turned the zero turn market upside down. With a long list of advantages and features, plus the one of a kind styling, there is nothing else that compares. Mow the fastest and with the most style with a KGZ-XD.

### STANDARD ADVANTAGES

- // 4 Michellin Tweels
- // 4 Springed Suspension Forks
- // Oversized Electric Clutch
- // Multi-Function Key Pad with Soft Start
- // Special Blackout Seat
- // Ultra-Premium Dymetrol® Adjustable 3" Travel Seat
- // TecnPak® Underseat
- // Oil Guard System
- // Magnetic Pin Height Adjustment
- // 2" Reciever Hitch
- // Dual Exhaust
- // Adjustable Steering Arms
- // 15 mph Top Speed
- // 18,500 FPM Blade Tip Speed
- // Folding ROPS
- // 17 Gallon Fuel Tank (Dual 8 Gallon Tanks)
- // LED Light Kit
- // Spoiler Basket

### ENGINE

Vanguard® Big Block EFI w/Oil Guard 993cc

### DECK SIZE

61"

Vanguard® Big Block EFI w/Oil Guard 993cc

72"



### SUSPENSION FORKS

Four shocked front spring suspension with multi adjustment create the smoothest ride possible.



### OIL GUARD SYSTEM

The Vanguard Oil Guard system keeps oil cooler and allows 500 hours between oil changes instead of the standard 100.



### MAGNETIC PIN SYSTEM

The magnetic mower height adjustment pin creates a quick access, easy to use system that gives you the perfect height cut every time.



## SCAN HERE:

Scan the QR Code to visit [SpartanMowers.com](http://SpartanMowers.com) and explore this model and more!



*\*All Spartan Mowers are equipped with multiple unique advantages, and subject to change at manufactureres discretion. Mower shown with additional options. See pages 5-8 to learn more.*



### DUAL EXHAUST

With dual exhaust the KGZ-XD sounds like no other mower on the market. Experience a sound that is reminiscent of the muscle car era.



### NEXCON KEYPAD

With features of our standard key pad plus fuel gauge and both key fob or code start, this new feature elevates the KGZ-XD above other mowers even more.



### SPECIAL BLACKOUT SEAT

Ride in style with the 360° seat plate, TecksPak®, 3" adjustable travel seat, and Dymetrol® cushion. There isn't a more comfortable ride.





# 55+ LBS/FT OF TORQUE

**18,500 FPM BLADE SPEED, QUIETER OPERATION, 15 MPH, REDUCED FUEL USAGE, INCREASED ENGINE LIFE, AND...**

Conventional commercial zero turn mowers have always had a problem maintaining blade tip speed under high load (lush wet grass) conditions. The 18,500 FPM (feet per minute) tip speed drops as the engine slows down to meet the rising torque at lower RPMs. When the engine slows due to load from 3,600 with 18,500 tip speed to a maximum torque of around 2,800, the tip speed becomes too low to lift the grass, shear it off, and discharge it efficiently.

Big Block engines with CPUs that control EFI, E governors, and spark advance have made it possible to maintain 18,500 FPM tip speed by governing the engine at max torque output. **Spartan has governed these Big Blocks** at 2,800 RPM so that when the CPU senses increased load, it simultaneously has the electronic governor open the throttle, adjust fuel flow with EFI, and control the spark advance just like your new car or truck.

**The result... 18,500 FPM blade tip speed is achieved under almost ALL CONDITIONS.**

Yes, we give up high end horsepower, but the blade tip speed is maintained.

Both engine pulley diameters have been increased so that at 2,800 RPM the blade tip speed remains at 18,500 and the pump speed allows for 15 MPH top speed. The KGZ-XD is our fastest zero turn yet. Try it to believe it.

The KGZ-XD has 55+ lbs/ft of torque to maintain 18,500 FPM for a pristine cut under most conditions. What else do you get? Instant torque, quieter operation, reduced fuel usage, increased engine life, and so much more!

## VANGUARD

**EFI/ETC 993cc w/ Oil Guard**



## PARKER

**HTG 16cc Drives**









*\*Model Shown: SRT-XDe  
Shown with Optional Accessories*



# SRT

HIGHEST HORSE POWER  
MOST POWERFUL HYDROS

All SRT commercial models are constructed with the 6-layered Smart Ride Technology for both increased traction and comfortable ride. Combine those features with many standard features from aluminum wheels, to radial tires, to stress pads, and more!





# SRT-XD

**PARKER HTG 16CC**  
Transmissions, 24" Radial Tires,  
& 7-Gauge 6" Deep Decks

## BIGGEST - BADDEST - BEST

The SRT is designed with heavy-duty Parker HTG-16cc transmissions and five layers of Smart Ride Technology comfort. These put the SRT at the top of the food chain for commercial quality mowers. Choose from the Vanguard 993cc or the Kawasaki 999cc engines, both are commercial user favorites.

### STANDARD ADVANTAGES

- // Front & Rear Radial Tires
- // Rear Spring Suspension - *Exclusive to SRT Series*
- // TecnPak® Underseat
- // 360-Degree Seat Plate
- // Ultra-Premium Dymetrol® Adjustable 3" Travel Seat
- // Aluminum Wheels
- // Big Block Engines
- // 4 Bearing Spindles
- // Adjustable Steering Arms
- // 6" Deep Deck
- // 13 mph Top Speed
- // 18,500 FPM Blade Tip Speed
- // Rear Stabilizing Wheels
- // Folding ROPS
- // 9.5 Gallon Fuel Tank
- // LED Light Kit

### ENGINE

### DECK SIZE

### HORSEPOWER

Kawasaki FX1000V 999cc	61"	35 hp
Kawasaki FX1000V 999cc	72"	35 hp
Vanguard® Big Block EFI 993cc	61"	37 hp
Vanguard® Big Block EFI 993cc	72"	37 hp
Kawasaki FX1000V EFI 999cc	61"	38.5 hp
Kawasaki FX1000V EFI 999cc	72"	38.5 hp

*\*Horsepower as rated by the engine manufacturer. As configured to meet safety, emission, and operating requirements, the actual engine horsepower on this mower may be lower.*



### KAWASAKI FX1000V EFI 38.5 HP

Kawasaki EFI fuel management continually adjusts power to load, keeping blade tip speed constant and ground speed steady. With optimum cutting speed through tough conditions, you'll get more done in less time – and do it with maximum fuel economy.



### VANGUARD® EFI 37 HP

This new 37 hp upgrade has EFI and ETC (electronic throttle control), and is the highest gross horsepower available. It also features electronic spark advance for outstanding fuel economy.



### PARKER HTG 16CC DRIVE

The Parker HTG 16cc pump, which is largest in the product line, and motor combination provide unparalleled power.



## SCAN HERE:

Scan the QR Code to visit [SpartanMowers.com](http://SpartanMowers.com) and explore this model and more!



*\*All Spartan Mowers are equipped with multiple unique advantages, and subject to change at manufactureres discretion. Mower shown with additional options. See pages 5-8 to learn more.*



### STRESS PADS

For those of you who mow hours at a time, try our stress pads out for yourself. Your shoulders and neck will thank you! Did we mention we don't compromise on comfort?



### ADJUSTABLE SEAT DIAL

We don't compromise on comfort. The 360° Floating Seat System, combined with the independent rear suspension will literally have you feeling like you are floating on air.



### INDEPENDENT ADJUSTABLE FRONT WHEEL ASSEMBLIES

Each front wheel can be equipped with two adjustable shocks for superior ride and comfort.

*\*Upgrade Available*



# SRT-XDe

**PARKER HTJ 12CC**  
Transmissions, 24" Radial Tires,  
& 7-Gauge 6" Deep Decks

## **BEST RIDE, BEST TRACTION, UNBELIEVABLE PRICE**

All the deluxe bells and whistles of our SRT-XD with less expensive engines and drives. SRT-XDe models are the industry's best value in high-end mowers with plenty of power for commercial users and more than enough for large land owners!

### **STANDARD ADVANTAGES**

- // Front & Rear Radial Tires
- // Rear Spring Suspension
- // TecnPak® Underseat
- // 360-Degree Seat Plate
- // Ultra-Premium Dymetrol® Adjustable 3" Travel Seat
- // Aluminum Wheels
- // Commercial FX801 Kawasaki Engines
- // 4 Bearing Spindles
- // Adjustable Steering Arms
- // 6" Deep Deck
- // 11 mph Top Speed
- // 18,500 FPM Blade Tip Speed
- // Rear Stabilizing Wheels
- // Folding ROPS
- // 9.5 Gallon Fuel Tank
- // LED Light Kit

### **ENGINE**

Kawasaki FT730 726cc

### **DECK SIZE**

54"

### **HORSEPOWER**

24 hp

Kawasaki FT730 726cc

61"

24 hp

*\*Horsepower as rated by the engine manufacturer. As configured to meet safety, emission, and operating requirements, the actual engine horsepower on this mower may be lower.*



### **KAWASAKI FX801 25 HP**

Premium Commercial 852cc engine with 45.8 lbs/ft of torque. Expect major strength featuring cast iron cylinder liners, a metal engine cover, and HD shift type starters.



### **ENCLOSED CANISTER AIR FILTER**

Enclosed canister type air filter and fully pressurized oil system with screw-on filter, auto compression release, high efficiency oil cooler, and rotating grass chopper metal screen.



### **ADJUSTABLE STEERING ARMS**

Adjustable steering arms for all shapes and sizes of operators.

*\*Standard on ALL KGZ, SRT, RT, and RZ-HD models.*



## SCAN HERE:

Scan the QR Code to visit [SpartanMowers.com](http://SpartanMowers.com) and explore this model and more!



*\*All Spartan Mowers are equipped with multiple unique advantages, and subject to change at manufactureres discretion. Mower shown with additional options. See pages 5-8 to learn more.*



### HYDRAULIC DRIVE 12CC

Keep your ride smooth and trouble-free with Parker all Hydraulic drives (no gear reduction and up to 25% more efficient than gear reduction hydros). Who doesn't love being more efficient?



### XTF DECK SYSTEM

Xtreme Turf Flow (XTF) decks have been designed to meet the spring, summer, and fall mowing conditions in 48 states. This deck system comes standard on ALL models 42" to 72".



### ALUMINUM WHEELS

Look cool and ride smooth with the standard aluminum wheels and 22" radial tires.





# RT

## COMMERCIAL GRADE RESIDENTIAL USE

---

The RT series feature the RT-Pro and RT-HD models that are made for residential use with commercial grade components.

Both models feature Parker drives, with the RT-Pro having 10cc drives and the RT-HD having 12cc drives with both Kawasaki and Briggs engine options.



*\*Model Shown: RT-HD  
Shown with Optional Accessories*





# RT-HD

**PARKER HTJ 12CC**  
Transmissions, 24" Radial Tires,  
& 7-Gauge 6" Deep Decks

## THE BEST VALUE IN COMMERCIAL MOWERS

The RT-HD's conventional design possesses four of the five comfort layers as standard equipment: Radial Tires, TecnPak® adjustments from 100-300 pounds, 360-degree Seat Platform, and Dial Adjustable Seat. Three mower widths and two engine options make this our best value commercial mower.

### STANDARD ADVANTAGES

- // Front & Rear Radial Tires\*
- // TecnPak® Underseat
- // 360-Degree Seat Plate
- // Ultra-Premium Dymetrol® Adjustable 3" Travel Seat\*
- // 4 Bearing Spindles\*
- // Adjustable Steering Arms
- // 6" Deep Deck
- // 11 mph Top Speed
- // 18,500 FPM Blade Tip Speed
- // Folding ROPS
- // 9.5 Gallon Fuel Tank
- // LED Light Kit

\*Step up comfort and durability features of RT-Pro

### ENGINE

### DECK SIZE

### HORSEPOWER

Vanguard® 810cc	54"	23 hp
Vanguard® 810cc	61"	23 hp
Vanguard® 810cc	72"	23 hp
Kawasaki FX801V 852cc	54"	25.5 hp
Kawasaki FX801V 852cc	61"	25.5 hp
Kawasaki FX801V 852cc	72"	25.5 hp
Vanguard® Big Block 993cc	54"	36 hp
Vanguard® Big Block 993cc	61"	36 hp
Vanguard® Big Block 993cc	72"	36 hp

\*Horsepower as rated by the engine manufacturer. As configured to meet safety, emission, and operating requirements, the actual engine horsepower on this mower may be lower.



### ULTRA-PREMIUM DYMETROL® ADJUSTABLE 3" TRAVEL SEAT

The high performance Dymetrol® fabric works like a spring and is comfortable, light weight, and durable.



### KAWASAKI FX801V 25.5 HP

48.5 lbs/ft of torque and 125 lb weight have made this engine an industry standard. Grass chopper screen and HD shift type starter both reduce down time and ease starting.



### VANGUARD® BIG BLOCK 36 HP

125 lb Big Block engine designed to handle the most challenging applications with dependable engine power, performance and reliability.



## SCAN HERE:

Scan the QR Code to visit [SpartanMowers.com](http://SpartanMowers.com) and explore this model and more!



\*All Spartan Mowers are equipped with multiple unique advantages, and subject to change at manufactureres discretion. Mower shown with additional options. See pages 5-8 to learn more.



### HYDRAULIC DRIVE 12CC

Keep your ride smooth and trouble-free with Parker all Hydraulic drives (no gear reduction and up to 25% more efficient than gear reduction hydros).



### FRONT & REAR RADIAL TIRES

Bumpy yards aren't a problem anymore with the smooth ride provided by the front and rear radial tires.



### LED LIGHT BAR

The standard split beam LED light bar creates the lighting needed when mowing in dusk or evening light. Expand your time to get more work done with the additional lighting.



# RT-PRO

## **PARKER HTE 10CC**

Transmissions, 360 Floating Seat,  
24" Tuff Armor Tires, & 7-Gauge 6" Deep Decks

## **MORE BANG FOR YOUR BUCK**

Full-sized mower at a mid-sized price. It's no wonder RT-Pro is set to become one of Spartan's biggest selling series. Parker all-hydraulic transmissions, Briggs and Kawasaki engines, huge 24" Turf Armor traction tires, and folding ROPS. The RT-Pro is packed with way more HD advantages than any other competitor!

### **STANDARD ADVANTAGES**

- // 24" Rear Bias Ply Turf Armor Tires
- // Bias Ply Front Tires
- // 360-Degree Seat Plate
- // TecPak® Underseat
- // Deluxe Seat
- // 2 Bearing Spindles
- // Adjustable Steering Arms
- // 6" Deep Deck
- // 12 mph Top Speed
- // 18,500 FPM Blade Tip Speed
- // Folding ROPS
- // 9.5 Gallon Fuel Tank

### **ENGINE**

	<b>DECK SIZE</b>	<b>HORSEPOWER</b>
Kawasaki FT730V 726cc	54"	24 hp
Kawasaki FT730V 726cc	61"	24 hp
Briggs (Oil Cooler) Commercial CZI 810cc	54"	27 hp
Briggs (Oil Cooler) Commercial CZI 810cc	61"	27 hp
Kawasaki FX1000V 999cc	54"	35 hp
Kawasaki FX1000V 999cc	61"	35 hp
Kawasaki FX1000V 999cc	72"	35 hp

*\*Horsepower as rated by the engine manufacturer. As configured to meet safety, emission, and operating requirements, the actual engine horsepower on this mower may be lower.*



### **BRIGGS CZI 27 HP WITH OIL EXTEND**

810cc powerhouse with oil cooler and multi stage air filtration system designed for high debris applications to endure extended use in extreme conditions.



### **KAWASAKI FT730V 24 HP**

With 39.6 lbs-ft of torque, built to handle heavy loads. The Vortical air filtration system muscles out grass and debris while large, easy-to-access integrated clean-out ports amp up efficiency and keep you cutting.



### **KAWASAKI FX1000V 35 HP**

35 hp, 999cc, 56 lbs-ft torque, 138 lb, 3 valves per cylinder, heavy duty shift type starter, and multi stage air filter.



## SCAN HERE:

Scan the QR Code to visit [SpartanMowers.com](http://SpartanMowers.com) and explore this model and more!



*\*All Spartan Mowers are equipped with multiple unique advantages, and subject to change at manufactureres discretion. Mower shown with additional options. See pages 5-8 to learn more.*



### ENHANCED XTF DECK SYSTEM

Xtreme Turf Flow (XTF) decks have been redesigned and enhanced to meet the spring, summer, and fall mowing conditions in 48 states. This enhanced deck system comes standard on ALL models 42" to 72".



### HYDRAULIC DRIVE 10CC

Keep your ride smooth and trouble-free with Parker all Hyraulic drives (no gear reduction and up to 25% more efficient than gear reduction hydros). Who doesn't love being more efficient?



### 360 DEGREE SEAT PLATE

Three neoprene mounting points absorb shock from 360 degrees.



RZ-HD · RZ-PRO · RZ · RZ-C

# RESIDENTIAL FAVORITES

All RZ models are built to with the same structure as our larger models. Featuring 7-gauge steel decks, steel tubing, and more, compare these to the competition and you'll see how they stand apart.







*\*Models Shown: RZ-C, RZ-Pro, RZ-HD, and RZ  
Shown with Optional Accessories*



# RZ-HD

## **PARKER HTE 10CC**

Transmissions, Folding ROPS,  
22" Radial Tires, & 7 Gauge 5" Deep Decks

## **COMMERCIAL FEATURES IN A COMPACT PACKAGE**

The RZ-HD is patterned after the big guys with 5" deep 7-gauge XTF decks, ROPS, 22" rear radials, Parker hydraulic transmissions, and Spartan's signature styling. Everyone loves the looks and performance.

### **STANDARD ADVANTAGES**

- // 22" Rear Radial Drive Tires
- // 360 Degree Seat Plate
- // Deluxe Seat
- // 5" Deep Deck
- // 9 mph Top Speed
- // 7 Gauge Decks
- // Folding ROPS
- // 18,500 FPM Blade Tip Speed
- // 9.5 Gallon Fuel Tank

### **ENGINE**

Kawasaki FR691V 726cc

Kawasaki FR691V 726cc

Kawasaki FR730V 726cc

Briggs CXI 724cc

Briggs CXI 724cc

Briggs CXI 724cc

### **DECK SIZE**

48"

54"

61"

48"

54"

61"

### **HORSEPOWER**

23 hp

23 hp

24 hp

25 hp

25 hp

25 hp

*\*Horsepower as rated by the engine manufacturer. As configured to meet safety, emission, and operating requirements, the actual engine horsepower on this mower may be lower.*



### **HYDRAULIC DRIVE 10CC HTE**

Keep your ride smooth and trouble-free with Parker all Hydraulic drives (no gear reduction and up to 25% more efficient than gear reduction hydros).



### **FOLDING ROPS**

RZ-HD and up models all come standard with folding ROPS. This allows loading in low enclosed trailers.



### **PARKING BRAKE PEDALS**

Foot-controlled on and off parking brake so both hands can be on control sticks. Another great feature that helps keep you in control. Test drive and see what you think for yourself.

*\*Standard on ALL Models*



## SCAN HERE:

Scan the QR Code to explore this model!



\*All Spartan Mowers are equipped with multiple unique advantages, and subject to change at manufactureres discretion. Mower shown with additional options. See pages 5-8 to learn more.



### **BRIGGS CXI 25 HP**

5-Step debris management system and full pressure lubrication with spin-on oil filter for extended durability under heavy conditions.



### **KAWASAKI FR730V 24 HP**

Professional grade power and smoothness with rotating grass screen and electronic ignition.



### **22" REAR RADIAL DRIVE TIRES**

These tires offer better ride with more compression ability on 10" rims.



# RZ-PRO

## TUFF TORQ HD 450

Transmissions w/ Charge Pump, Hydraulic Filter,  
22" Carlisle Turf Armor Tires, & 7-Gauge 5" Deep Deck

## BIG LOOK - SMALL PRICE

RZ-PRO uses a new Tuff Torq 450 transmission with steel gears, a 10cc pump, charge pump, and serviceable filter. It also has an exclusive seat shock producing a smoother ride at a dramatically reduced price. High-end 22" Carlisle Turf Armor bias ply tires improve traction both on level ground and on inclines. This unit also comes standard with the LED light kit.

### STANDARD ADVANTAGES

- // 22" Rear Turf Armor Tires
- // Comfortable Seat
- // 5" Deep Deck
- // 9 mph Top Speed
- // 7-Gauge Decks
- // Optional Folding ROPS w/ Seat Belt
- // 5 Gallon Fuel Tank
- // LED Light Kit

### ENGINE

Kawasaki FR691 726cc

Kawasaki FR730 726cc

Briggs CXI 724cc

Briggs CXI 724cc

### DECK SIZE

54"

61"

54"

61"

### HORSEPOWER

23 hp

24 hp

25 hp

25 hp

*\*Horsepower as rated by the engine manufacturer. As configured to meet safety, emission, and operating requirements, the actual engine horsepower on this mower may be lower.*



### OPERATOR CONSOLE

Operator seat is surrounded by the stylish fuel tank with integrated cup holder and easy-to-read fuel gauge, as well as new deck height adjustment dial for easy deck height changes.



### SHOCK ASSISTED SEAT ASSEMBLY

Easily adjust from 100 - 300 lb for operator comfort. Test drive and experience the difference.



### ENHANCED XTF DECK SYSTEM

Xtreme Turf Flow (XTF) decks have been redesigned and enhanced to meet the spring, summer, and fall mowing conditions in 48 states. This enhanced deck system comes standard on ALL models 42" to 72".



## SCAN HERE:

Scan the QR Code to explore this model!



\*All Spartan Mowers are equipped with multiple unique advantages, and subject to change at manufactureres discretion. Mower shown with additional options. See pages 5-8 to learn more.



### TUFF TORQ HD 450 DRIVE

The Tuff Torq TZ-450 features heavy steel axles, reliable stopping power, aluminum case for durability, and easy maintenance.



### KEY PAD

Our key pad allows you to personalize your code to start the mower, has a push button switch for accessories, and the screen shows engine hours, PTO drive hours, when to change the oil and light indicators for diagnostics.



### 22" REAR TURF ARMOR TIRES

Spartan exclusive tread design for improved traction both on level ground and on inclines.



# RZ

## TUFF TORQ 400

Transmissions, 22" Carlisle Turf Armor Tires,  
& 7-Gauge 5" Deep Deck

# POUND FOR POUND, THERE'S NOTHING IN THE INDUSTRY THAT COMPARES

The RZ has the most commercial DNA for a residential price, period. The 61" 826 lb, 5' mower offers the best value per pound in the industry.

### STANDARD ADVANTAGES

- // 22" Rear Turf Armor Tires
- // Comfortable Seat
- // Exclusive Seat Shock
- // 5" Deep Deck
- // 9 mph Top Speed
- // 7-Gauge Decks
- // Optional Folding ROPS w/ Seat Belt
- // 5 Gallon Fuel Tank

### ENGINE

### DECK SIZE

### HORSEPOWER

Kawasaki FR691 726cc

48"

23 hp

Kawasaki FR691 726cc

54"

23 hp

Kawasaki FR730 726cc

61"

24 hp

Briggs CXI 724cc

48"

25 hp

Briggs CXI 724cc

54"

25 hp

*\*Horsepower as rated by the engine manufacturer. As configured to meet safety, emission, and operating requirements, the actual engine horsepower on this mower may be lower.*



### 7-GAUGE STEEL DECK

All Spartan Mowers have a deck fabricated from 7-gauge steel, not just the top end models. No light duty decks here!



### 22" BIAS PLY TIRES

Spartan exclusive tread design for improved traction both on level ground and on inclines. Large diameter tires roll over imperfections better.



### ON-THE-GO HEIGHT ADJUSTMENT DIAL

RZ-Pro, RZ, and RZ-C deck height adjustments may be made on-the-go by depressing shock assisted pedal, dialing numbered level, and releasing pedal.



## SCAN HERE:

Scan the QR Code to explore this model!



\*All Spartan Mowers are equipped with multiple unique advantages, and subject to change at manufactureres discretion. Mower shown with additional options. See pages 5-8 to learn more.



### OPTIONAL FOLDING ROPS

New for 2023, the RZ will have preset ROPS pockets for owners to add ROPS to if they prefer.



### TUFF TORQ 400 DRIVE

The Tuff Torq TZ-400 features heavy steel axles, reliable stopping power, aluminum case for durability, and easy maintenance.



### KEY PAD

Our key pad allows you to personalize your code to start the mower, has a push button switch for accessories, and the screen shows engine hours, PTO drive hours, when to change the oil and light indicators for diagnostics.



# RZ-C

## TUFF TORQ 300

Transmissions, 20" Turf Armor Tires,  
& 7-Gauge 4" Deep Deck

## COMPACT SOLUTION WITH THE SAME RESULTS

With the same fusion welded tube frame as our bigger zero turns, this compact version has the same durability with a lower starting price. Its 4" deep deck allows it to maneuver easily in tight places.

### STANDARD ADVANTAGES

- // 4" Deep Deck
- // 18,500 FPM Blade Tip Speed
- // Commercial Quality Parts
- // Exclusive Carlisle Turf Armor Bias Ply Tread Design
- // Optional Folding ROPS w/ Seat Belt
- // 8 mph Top Speed
- // 5 Gallon Fuel Tank

### ENGINE

Kawasaki FR651 726cc

Kawasaki FR691 726cc

Briggs CXI 724cc

Briggs CXI 724cc

### DECK SIZE

42"

54"

42"

54"

### HORSEPOWER

21.5 hp

23 hp

25 hp

25 hp

*\*Horsepower as rated by the engine manufacturer. As configured to meet safety, emission, and operating requirements, the actual engine horsepower on this mower may be lower.*



### 5 GAL FUEL TANK

The sleek designed tank holds plenty of fuel for multiple small lot cuttings.



### 42" DECK

Compact blade, 7-gauge, 4" deep deck will fit through gates, shed doors and onto smaller trailers.



### 54" DECK

Full 4", 7-gauge deck with triple blades cuts your grass like a dream and mowing time in half.



## SCAN HERE:

Scan the QR Code to explore this model!



\*All Spartan Mowers are equipped with multiple unique advantages, and subject to change at manufactureres discretion. Mower shown with additional options. See pages 5-8 to learn more.



### KEY PAD

Our key pad allows you to personalize your code to start the mower, has a push button switch for accessories, and the screen shows engine hours, PTO drive hours, when to change the oil and light indicators for diagnostics.



### ON-THE-GO HEIGHT ADJUSTMENT DIAL

RZ-Pro, RZ, and RZ-C deck height adjustments may be made on-the-go by depressing shock assisted pedal, dialing numbered level, and releasing pedal.



### HIGH QUALITY PARTS

The same mower pulleys, idlers, shock controls, soft start key pads, spindle bearings, and many other parts used on full commercial models are also used on the lowest priced residential Spartan models.



KG-XD · KG-PRO

# KING OF THE GRASS

---

The Spartan King of the Grass stand on mowers, create the ultimate combination of performance, power, and looks in a commercial mower.







*\*Models Shown: KG-XD and KG-Pro  
Shown with Optional Accessories*



# MOW LIKE A KING WITH THESE STAND ON ADVANTAGES

# SPEED AND COMFORT

The Spartan **King of the Grass Stand On Mower** not only give you the option to mow faster and more comfortably, but also come equipped with a variety of **Stand On Advantages** for the best mowing experience.



## LED LIGHTS & ALL DAY RIDE

Standard LED headlights provide the option of mowing in low light settings, allowing plenty of light to get the perfect stripes at any time.

## 24" RADIAL DRIVE TIRES

Radial drive tires ride smoother and provide better traction for the ultimate in maneuverability. Tread design is a Spartan exclusive!



## PROGRESSIVE SUSPENSION PLATFORM

Platform has 4 progressive suspension components that provide a soft ride automatically for riders 100-300 lbs.

## PARKING BRAKE

Parking brake by a handle on left side controls 4 expanding brake shoes on both rear wheels.



## DECK LIFT PEDAL

Quickly press the pedal underneath your right foot to lift the deck for transport or to change cut height.

## MAGNETIC PIN

Drop the magnetic pin into a cut position height from 4.5" to 1.5" to assist in mower transportation or to help achieve the perfect grass cut height.



## SOFT CONTROLS

Soft controls have optional arm rest for added forward and reverse comfort.



## ADJUSTABLE REFERENCE BAR FOR FORWARD SPEED

Adjustable reference bar has two positions for medium or faster speed control, making it easier to adjust speed on the fly.

## ANGLED BODY REST

Body rest is angled forward and bolstered for comfort while standing. Operator can stand or bend at the knees and sit back and relax and continue mowing.



## KEY PAD

Key pad can accept 4-digit code or only one push to unlock. Reads RPM, safety switch operation, job timer, oil change reminders, etc.

## FUSION WELDED FRAME

Fusion bonded frame is beefed up in all the right places and ready for work.



## XTREME TURF FLOW DECK

Xtreme Turf Flow (XTF) mowing deck options of 54" or 61" provide maximum cutting performance.

## PROTECTIVE SIDE DECK TRIM

Strip on trim side of deck helps prevent scraping trees, marking foundations, etc.



## ADJUSTABLE FRONT SHOCKS

Multi-adjustable front shock provides more up and down travel.

*\*Optional Upgrade on ALL Models*



# KG-XD + KG-PRO

## A MINUTE SAVED IS A DOLLAR EARNED

**King of the Grass Stand On Mowers** combine all the best features of a zero turn with a stand on unit to work better, faster, smoother, and with more comfort from its sit-behind seat. We believe, as do many who have test driven one of our prototypes, it is even more comfortable than a sit-down Z!

### STANDARD ADVANTAGES

- // 100-300 lb Soft Ride Operator Platform
- // Multi-Function Key Pad with Soft Start
- // Throttle Next to Parking Brake
- // Magnetic Pin Height Adjustment
- // Front & Rear Tie Down Locations
- // Lean-in Bolster at Optimum Angle
- // 5/8" Thick on Leading Edge of 7-Gauge Deck
- // 4 Ag Bearings on Mower Spindle
- // Rubber Anti-Scrape Mower Chute
- // Full Beam LED Light - (KG-XD Only)
- // Dual 6 Gallon Fuel Tanks
- // Parker Hydraulic Drives
- // 6" Deep Deck
- // 7-Gauge XTF Deck

### KG-XD ENGINES

	DECK SIZE	HORSEPOWER
Kawasaki FX801V 852cc	54"	25.5 hp
Kawasaki FX801V 852cc	61"	25.5 hp
Vanguard® Big Block EFI 993cc	54"	37 hp
Vanguard® Big Block EFI 993cc	61"	37 hp

### KG-PRO ENGINES

	DECK SIZE	HORSEPOWER
Kawasaki FT730V 726cc	54"	24 hp
Kawasaki FT730V 726cc	61"	24 hp

\*Horsepower as rated by the engine manufacturer. As configured to meet safety, emission, and operating requirements, the actual engine horsepower on this mower may be lower.



### CONTROL PANEL

Has soft start PTO switch and diagnostics such as RPM, oil change, job timer and more.



### QUICK CHANGE SEAT

Seat easily changed out in less than a minute but provides hours of comfort.



### HYDRAULIC DRIVE 12CC & 10CC

Keep your ride smooth and trouble-free with Parker all Hydraulic drives (no gear reduction and up to 25% more efficient than gear reduction hydros).



## SCAN HERE:

Scan the QR Codes to visit [SpartanMowers.com](http://SpartanMowers.com) and explore these models and more!



*\*All Spartan Mowers are equipped with multiple unique advantages, and subject to change at manufactureres discretion. Mower shown with additional options. See pages 5-8 to learn more.*



### **VANGUARD® BIG BLOCK EFI 37 HP**

Vanguard Electronic Fuel Injection technology uses Engine Control Module which means improved starting at all temperatures, smooth performance at all elevations, quick load acceptance and reduced fuel consumption.



### **KAWASAKI FX801V 25.5 HP**

The FX801V engine delivers serious power when there's serious work to be done. Expect major strength from this top-of-the-line V-twin 4-cycle vertical shaft engine featuring cast-iron cylinder liners, a metal engine cover, and heavy duty shift-type starter.



### **KAWASAKI FT730V 24 HP**

Kawasaki FT Series engines are designed to make light work of the heaviest loads. Summon the power with 39.7 pounds of torque and the response is instant. Put grass and debris in its place with the all new Vortical air filtration system.





RT  
**SPARTAN**<sup>™</sup>

(500) (500)

**61**



**RIDE WITH PRIDE**







# RZ SPECIFICATIONS

Visit [SpartanMowers.com](https://SpartanMowers.com) for more product specifications and information.

## RESIDENTIAL AND PART TIME CUTTERS

## RZ-HD

## RZ-Pro

## RZ

## RZ-C

	RZ-HD	RZ-Pro	RZ	RZ-C
<b>LENGTH</b> - 82"	✓	✓	✓	✓
<b>HEIGHT</b> - No ROPS 44" With Folding ROPS 75"	✓	Optional	Optional	Optional
<b>DECK WIDTH</b> - 43.5" <b>CUT WIDTH</b> - 42"				✓
49.5"                      48"	✓		✓	
55.5"                      54"	✓	✓	✓	✓
62.5"                      61"	✓	✓	✓	
<b>FUEL CAPACITY</b> - 5 gal 9.5 gal	✓	✓	✓	✓
<b>TOP SPEED</b> - 8 mph 9 mph	✓	✓	✓	✓
<b>DECK DEPTH</b> - 5" Deep - 1" to 4.5" Cut Height 4" Deep - 1" to 4.5" Cut Height	✓	✓	✓	✓
<b>TIRES</b> - 13" Bias Ply Front Tires 22" Radial Drive Tires 22" Carlisle Turf Armor Bias Ply Drive Tires 20" Carlisle Turf Armor Bias Ply Drive Tires	✓ ✓	✓ ✓	✓ ✓	✓ ✓
<b>PARKER DRIVE</b> - HTE 10cc <b>TUFF TORQ DRIVE</b> - 450 400 300	✓	✓	✓	✓
<b>ON-THE-GO HEIGHT ADJUSTMENT DIAL</b>	✓	✓	✓	✓
<b>FOOT OPERATED W/ SHOCK ASSIST DECK LIFT</b> <small>*Not Standard on 42" RZ-C</small>	✓	✓	✓	✓
<b>FOOT OPERATED PARKING BRAKE</b>	✓	✓	✓	✓

Unit, Engine, Deck, Hydraulic Drive & Control Panel Warranty Available. See dealer or [SpartanMowers.com](https://SpartanMowers.com) for warranty details.

# KG STAND ON SPECIFICATIONS

Visit [SpartanMowers.com](http://SpartanMowers.com) for more product specifications and information.



	KG-XD	KG-Pro
<b>LENGTH</b> - 72" and 84" with Seat	✓	✓
<b>HEIGHT</b> - 47"	✓	✓
<b>DECK WIDTH</b> - 55.5" <b>CUT WIDTH</b> - 54"	✓	✓
62.5"                                  61"	✓	✓
<b>FUEL CAPACITY</b> - 12 gal	✓	✓
<b>FORWARD TOP SPEED</b> - 11 mph	✓	
9 mph		✓
<b>DECK DEPTH</b> - 6" Deep - 1.0" to 5.5" Cut Height	✓	✓
<b>TIRES</b> - 24" Radial Drive Tires on Back Aluminum Wheels	✓	N/A
24" Radial Drive Tires on Back Steel Wheels	N/A	✓
13" Radials on Front Shock Wheels	Opt	Opt
13" Radials on Front Solid Forks	✓	✓
<b>MULTI ADJUSTABLE SUSPENSION SEAT</b>	Opt	Opt
<b>BRAKE IN DRIVES</b>	✓	✓
<b>LEFT HAND BRAKE WITH REAR BRAKE SHOES</b>	✓	✓
<b>RIGHT FOOT SHOCK ASSISTED MONO-LIFT</b>	✓	✓
<b>ARM RESTS ON SPEED CONTROLS</b>	Opt	Opt
<b>STEEL ENGINE BRUSH GUARD</b>	✓	✓
<b>FULL BEAM LED LIGHTS</b>	✓	
<b>SPLIT BEAM LED LIGHTS</b>		✓
<b>BOTH SPRING &amp; SHOCK ON MOWER IDLER</b>	✓	✓
<b>3 DEBRIS FANS ON MOWER SPINDLES 61"</b>	✓	Opt
<b>1 DEBRIS FAN ON CENTER SPINDLE ONLY 54"</b>	✓	Opt
<b>MULTI FUNTION KEYPAD</b>	✓	✓

Unit, Engine, Deck, Hydraulic Drive & Control Panel Warranty Available. See dealer or [SpartanMowers.com](http://SpartanMowers.com) for warranty details.



SEE WHAT

# ACCESSORIES

CAN DO FOR YOU



## **SNOW BLADE**

793-1120-00

Upgrade Available On:  
RT and SRT Models



## **FRONT SUSPENSION FORK WITH FENDER SET**

493-0069-00

Upgrade Available On:  
All Models



## **RZ SEAT SHOCK SYSTEM**

493-0070-00

Upgrade Available On:  
RZ Models



## **STRESS PAD KIT**

493-0008-00

Upgrade Available On:  
All Models



## **FULL BEAM LED LIGHT KIT**

486-0042-00

Upgrade Available On:  
All Models



## **FULL SUSPENSION SEAT**

471-0015-00

Upgrade Available On:  
All Models



**CHROME TIP EXHAUST**

415-0054-00

Upgrade Available On:  
All Models



**SPARTAN STRIPER KIT**

493-0038-00

Upgrade Available On:  
RT and SRT Models



**TECSPAK® KIT**

493-0011-00

Upgrade Available On:  
All Models



**SPARTAN SHIELD**

493-0026-00 | 493-0034-00

Upgrade Available On:  
RT and SRT Models | RZ Models



**MANUAL SPARTAN SHIELD**

490-0106-00 | 490-0105-00

Upgrade Available On:  
RT and SRT Models | RZ Models



**SPARTAN QUICK SHIELD**

493-0084-00 | 493-0085-00

Upgrade Available On:  
RT and SRT Models | RZ Models



**MULCH BAFFLING KIT (RT/SRT)**

493-0033-00 | 493-0032-00

Upgrade Available On:  
RT and SRT 54" | RT and SRT 61"



**MULCH BAFFLING KIT (RZ)**

493-0019-00 | 493-0063-00 | 493-0062-00

Upgrade Available On:  
RZ 48" | RZ 54" | RZ 61"



**NO FLAT FRONT TIRE**

422-0023-00

Upgrade Available On:  
All Models





**RT/SRT BASKET ASSEMBLY**

493-0078-00

Upgrade Available On:  
All RT and SRT Models



**CUP HOLDER**

493-0115-KT

Upgrade Available On:  
All Models



**SPARTAN MOWER COVER**

493-0030-00 | 493-0031-00

Upgrade Available On:  
All 54" and 61" Models | All 72" Models



**FRONT NYLON BUMPER**

429-0003-00

Upgrade Available On:  
All Models



**REAR NYLON BUMPER**

429-0004-00

Upgrade Available On:  
RT and SRT Models



**OPERATOR ASSIST HANDLE**

493-0039-00

Upgrade Available On:  
All Models



**RZ RECEIVER HITCH BRACKET**

439-0303-03

Upgrade Available On:  
RZ Models



**FRONT TUBE HITCH**

493-0041-KT

Upgrade Available On:  
RT and SRT Models



**RADIAL FRONT TIRE UPGRADE**

422-0042-00

Upgrade Available On:  
All Models



**DECK HEIGHT FOOT PEDAL EXTENSION**

439-0097-00

Upgrade Available On:  
All Models



**REAR ANTI-SCALP WHEEL ASSEMBLY KIT**

493-0037-00

Upgrade Available On:  
All Models



**SPOILER KIT**

493-0109-00 | 493-0110-00

Upgrade Available On:  
RT and SRT Models | RZ Models



**SPLIT BEAM LED LIGHTS**

486-0052-00

Upgrade Available On:  
All Models



**FRONT TWEELS**

423-0002-00

Upgrade Available On:  
All RT, SRT, and KG Models



**REAR TWEELS**

422-0054-00

Upgrade Available On:  
All RT, SRT, and KG Models

Ask your local dealer how you can get the latest

# ACCESSORIES

for your Spartan Mower and get fixed up today!



Scan the QR code to find the nearest independent Spartan Mower dealer near you.





Get More Done with **40 V LITHIUM ION POWERED**  
**POWER EQUIPMENT**

Spartan Mowers introduces Spartan Power Equipment to make your job easier. From blowing leaves to cutting down trees, these tools not only get your yard looking good but pack quite a punch. By being battery powered, you'll save money on gas and be able to quickly switch between tools to make yard work affordable and fast.

Learn more at [SPARTANMOWERS.COM/POWEREQUIPMENT](https://SPARTANMOWERS.COM/POWEREQUIPMENT)



// 18" Lawn Mower



// Hedge Trimmer



// String Trimmer



// Chainsaw



// Blower

GET YOURS TODAY AT

[SPARTANMOWERS.COM/POWEREQUIPMENT](https://SPARTANMOWERS.COM/POWEREQUIPMENT)



PURCHASE AUTHENTIC

# SPARTAN PARTS

THROUGH YOUR NEAREST DEALER

---

Your local independent servicing dealers have all the necessary authentic spartan parts needed to help get you back out and cutting grass. Receive one on one service when visiting any dealership parts department.

---

*Are you interested in a Spartan, but not sure where to go to find one? Simply scan the code below to find the nearest independent Spartan Mower dealer near you.*







THIS YEAR IS GOING TO BE  
**MONUMENTAL**



**SpartanMowers.com**

1525 White Drive  
Batesville, AR 72501

© 2022 Spartan Mowers // Manufactured in USA // SM226001

*\*Models, accessories, and specifications are subject to change due to product enhancement.*





EXPERIENCE THE SPARTAN  
**ADVANTAGE**



**PRODUCT CATALOG**

THE MOWING INDUSTRY WILL NEVER BE THE SAME